



EAST LINTON DRINKING WATER SYSTEM

PERFORMANCE REPORT

**For the period of
JANUARY 1, 2023 to OCTOBER 31, 2023**

Prepared by: Karla Young, Process & Compliance Technician

Reviewed by: Leo-Paul Frigault, Senior Operations Manager



1. Process Performance & Regulatory Compliance

1.1 Summary of Non-Compliances & AWQIs

From **January 2023 to October 2023**:

- Number of Non-Compliances = **0**
- Number of Adverse Water Quality Incidents (AWQIs) = **0**

The table below summarizes East Linton DWS' performance in accordance with the regulatory limits set out in:

- Municipal Drinking Water License (MDWL) 083-105, (Issue: 4) (expires August 13, 2026)
- Permit To Take Water (PTTW) 6203-AKNKQW
- Ontario Regulation 170/03

2023	Non-Compliances	AWQIs
January	0	0
February	0	0
March	0	0
April	0	0
May	0	0
June	0	0
July	0	0
August	0	0
September	0	0
October	0	0
November		
December		

Description of Non-Compliances

The following is a summary of the requirements of the Act, the regulations, the system's approval, drinking water works permit, municipal drinking water license, and any orders applicable to the system that were not met at any time during the time period covered by this report; as well as the duration of the failure and the measures that were taken to correct the failure:

Non-Compliance(s)	Duration	Required Actions & Corrective Actions
n/a	n/a	n/a

Description of AWQIs

The following contains details on notices submitted in accordance with subsection 18(1) of the Safe Drinking-Water Act or section 16-4 of Schedule 16 of O.Reg.170/03 and reported to the Spills Action Centre:

Date of Incident	Parameter	Result	Unit of Measure	Corrective Action	Corrective Action Date
n/a	n/a	n/a	n/a	n/a	n/a

1.1.1 Flow

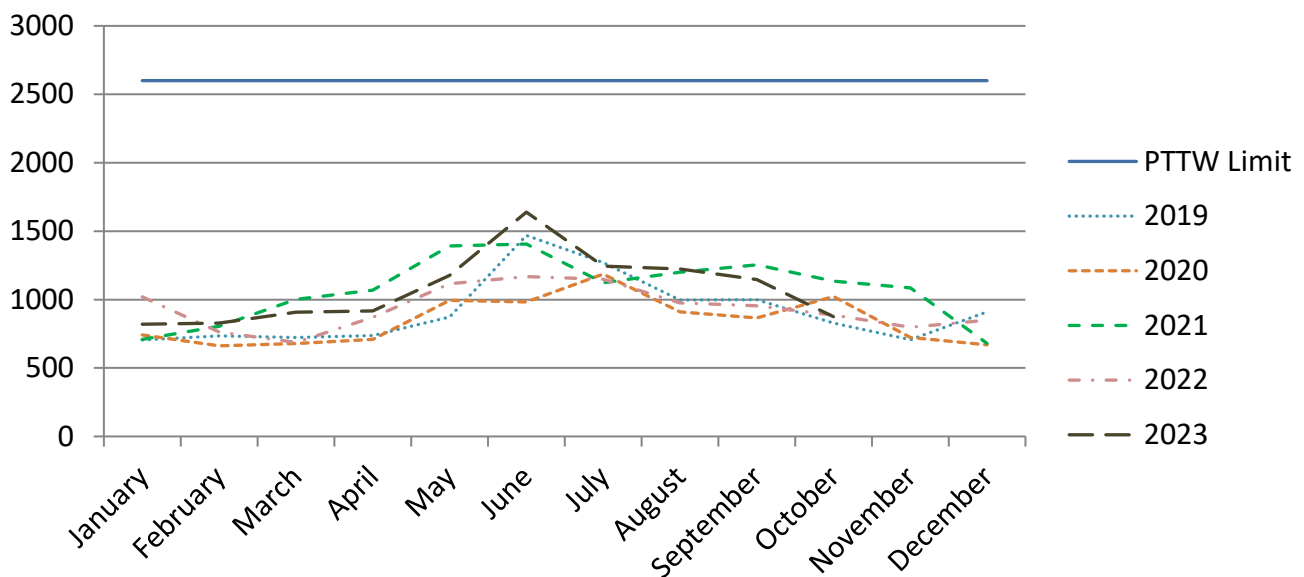
Raw Water

During the reporting period, raw water taking for the East Linton DWS was **within the limits** of the current PTTW.

2023	Maximum Flowrate (L/s)	Within Limits (30 L/s*)	Maximum Daily Flow (m ³ /day)	Within Limits (2,600 m ³)
January	27.76	Yes	820	Yes
February	27.25	Yes	828	Yes
March	27.27	Yes	909	Yes
April	27.77	Yes	918	Yes
May	27.66	Yes	1,177	Yes
June	27.57	Yes	1,639	Yes
July	27.68	Yes	1,244	Yes
August	27.59	Yes	1,224	Yes
September	27.78	Yes	1,147	Yes
October	27.57	Yes	875	Yes
November				
December				

*The PTTW defines the maximum flowrate as 1,800 L/min which has been converted it to 30 L/s for the table above.

**East Linton Drinking Water System
 Raw Water - Maximum Daily Flows**



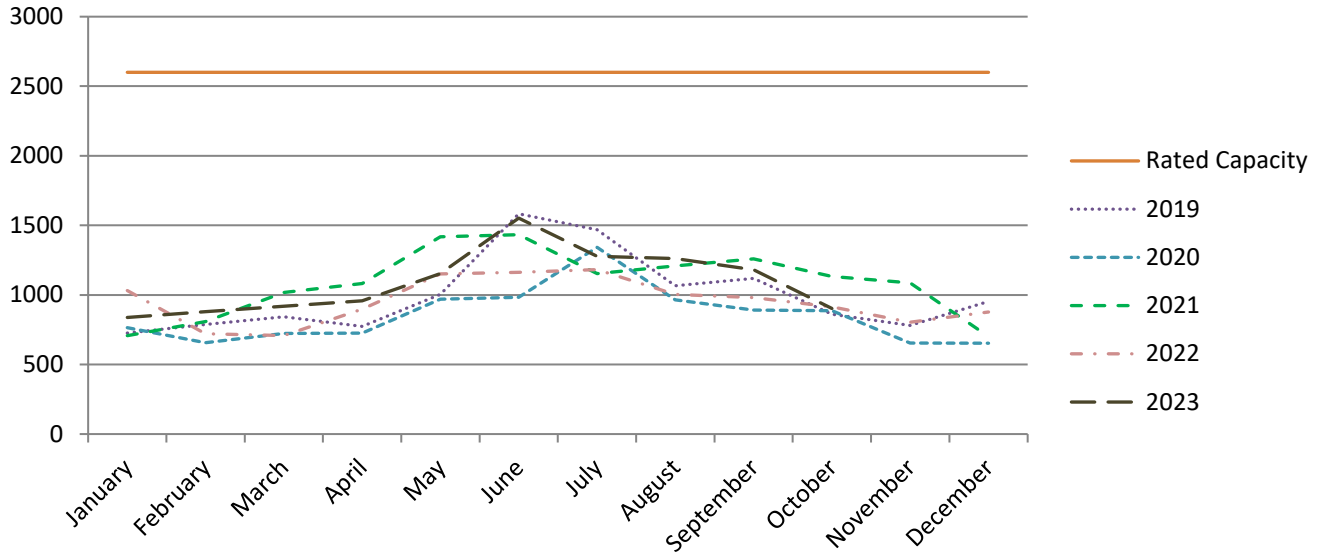
Township of Georgian Bluffs
 East Linton Drinking Water System
 Performance Report: January 1, 2023 to October 31, 2023

Treated Water

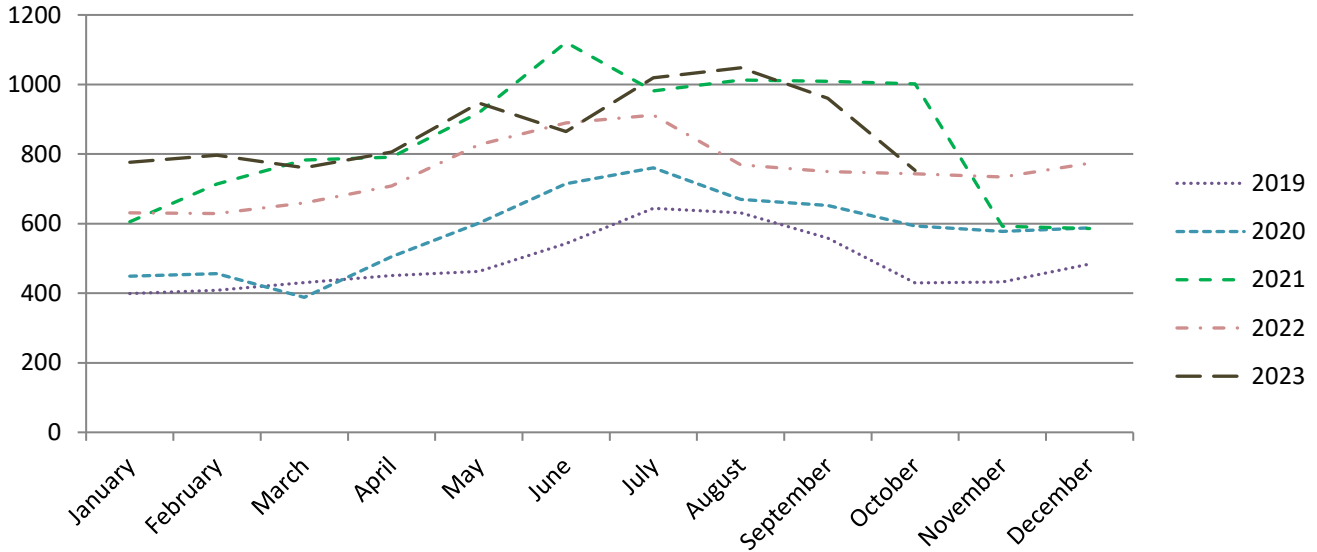
During the reporting period, the East Linton DWS operated **within the rated capacity** set out in current MDWL.

2023	Average Flow (m ³ /day)	% of Rated Capacity	Maximum Flow (m ³ /day)	% of Rated Capacity	Within Limits (2,600 m ³ /day)
January	776	29.8%	838	32.2%	Yes
February	797	30.7%	880	33.8%	Yes
March	761	29.3%	919	35.3%	Yes
April	806	31.0%	958	36.8%	Yes
May	947	36.4%	1,154	44.4%	Yes
June	865	33.3%	1,552	59.7%	Yes
July	1,019	39.2%	1,277	49.1%	Yes
August	1,048	40.3%	1,262	48.5%	Yes
September	960	36.9%	1,182	45.5%	Yes
October	753	29.0%	902	34.7%	Yes
November					
December					

**East Linton Drinking Water System
 Treated Water - Maximum Daily Flows**



East Linton Drinking Water System Treated Water - Average Daily Flows



1.1.1 Water Quality

Microbiological Testing

Raw Water*

2023	# of Samples	E.Coli (cfu/100mL)			Total Coliforms (cfu/100mL)		
		Minimum	Maximum	Within Limits?	Minimum	Maximum	Within Limits?
January	5	0	3	n/a	1	15	n/a
February	4	0	0	n/a	0	35	n/a
March	4	0	0	n/a	0	99	n/a
April	4	0	1	n/a	3	102	n/a
May	5	0	0	n/a	0	6	n/a
June	4	0	0	n/a	0	0	n/a
July	5	0	1	n/a	0	5	n/a
August	4	0	1	n/a	0	20	n/a
September	4	0	0	n/a	0	20	n/a
October	5	0	0	n/a	0	1	n/a
November							
December							

*Raw water bacteriological samples do not have regulatory limits.

Township of Georgian Bluffs
 East Linton Drinking Water System
 Performance Report: January 1, 2023 to October 31, 2023

Treated Water

2023	# of Samples	E. Coli (cfu/100mL)			Total Coliforms (cfu/100mL)			HPC** (cfu/1mL)		
		Min	Max	Within Limits?	Min	Max	Within Limits?	Min	Max	Within Limits?
January	5	0	0	Yes	0	0	Yes	0	0	n/a
February	4	0	0	Yes	0	0	Yes	0	1	n/a
March	4	0	0	Yes	0	0	Yes	0	1	n/a
April	4	0	0	Yes	0	0	Yes	0	0	n/a
May	5	0	0	Yes	0	0	Yes	0	1	n/a
June	4	0	0	Yes	0	0	Yes	0	7	n/a
July	5	0	0	Yes	0	0	Yes	0	0	n/a
August	4	0	0	Yes	0	0	Yes	0	1	n/a
September	4	0	0	Yes	0	0	Yes	0	149	n/a
October	5	0	0	Yes	0	0	Yes	0	0	n/a
November										
December										

**There is no regulatory limit for Heterotrophic Plate Count (HPC); it is used as an indicator test.

Distribution Water

2023	# of Samples	E. Coli (0 cfu/100mL)			Total Coliforms (0 cfu/100mL)		
		Min.	Max.	Within Limits?	Min.	Max.	Within Limits?
January	11	0	0	Yes	0	0	Yes
February	9	0	0	Yes	0	0	Yes
March	9	0	0	Yes	0	0	Yes
April	9	0	0	Yes	0	0	Yes
May	11	0	0	Yes	0	0	Yes
June	9	0	0	Yes	0	0	Yes
July	11	0	0	Yes	0	0	Yes
August	9	0	0	Yes	0	0	Yes
September	9	0	0	Yes	0	0	Yes
October	11	0	0	Yes	0	0	Yes
November							
December							

Township of Georgian Bluffs
 East Linton Drinking Water System
 Performance Report: January 1, 2023 to October 31, 2023

	HPC** (cfu/1mL)			
	# of Samples	Min.	Max.	Within Limits?
January	5	0	1	n/a
February	4	0	0	n/a
March	4	0	3	n/a
April	4	0	0	n/a
May	5	0	0	n/a
June	4	0	1	n/a
July	5	0	0	n/a
August	4	0	1	n/a
September	4	0	1	n/a
October	5	0	4	n/a
November				
December				

**There is no regulatory limit for Heterotrophic Plate Count (HPC); it is used as an indicator test. At least 25% of distribution samples must be tested for Heterotrophic Plate Count (HPC).

Operational Testing

Filter Effluent: Turbidity

2023	Filter #1 Turbidity (NTU)		Filter #2 Turbidity (NTU)	
	Minimum	Maximum	Minimum	Maximum
January	0.010	0.025	0.021	0.028
February	0.010	0.014	0.021	0.024
March	0.010	0.021	0.021	0.030
April	0.009	0.021	0.024	0.030
May	0.010	0.014	0.025	0.031
June	0.009	0.015	0.024	0.043
July	0.009	0.050	0.023	0.028
August	0.009	0.098	0.023	0.031
September	0.009	0.058	0.024	0.031
October	0.009	0.038	0.025	0.032
November				
December				

Township of Georgian Bluffs
 East Linton Drinking Water System
 Performance Report: January 1, 2023 to October 31, 2023

Filter Effluent: Efficiency

2023	Filter #1		Filter #2	
	Efficiency (% ≤ 0.1 NTU)	Within Limits? ($\geq 99\%$)	Efficiency (% ≤ 0.1 NTU)	Within Limits? ($\geq 99\%$)
January	100%	Yes	100%	Yes
February	100%	Yes	100%	Yes
March	100%	Yes	100%	Yes
April	100%	Yes	100%	Yes
May	100%	Yes	100%	Yes
June	100%	Yes	100%	Yes
July	100%	Yes	100%	Yes
August	100%	Yes	100%	Yes
September	100%	Yes	100%	Yes
October	100%	Yes	100%	Yes
November				
December				

Distribution Water: Free Chlorine Residual

2023	Minimum (mg/L)	Maximum (mg/L)	Within Limits? (> 0.05 mg/L)
January	0.76	1.96	Yes
February	0.69	1.87	Yes
March	0.78	1.98	Yes
April	1.03	2.04	Yes
May	0.93	1.89	Yes
June	0.95	1.89	Yes
July	0.93	1.71	Yes
August	0.75	1.65	Yes
September	0.71	1.84	Yes
October	0.60	1.80	Yes
November			
December			

Township of Georgian Bluffs
 East Linton Drinking Water System
 Performance Report: January 1, 2023 to October 31, 2023

Quarterly Samples

Treated Water: Nitrites

2023	Concentration (mg/L)	Within Limits? (1 mg/L)
January	<0.003	Yes
February	-	-
March	-	-
April	<0.003	Yes
May	-	-
June	-	-
July	<0.003	Yes
August	-	-
September	-	-
October	<0.003	Yes
November	-	-
December	-	-

Treated Water: Nitrates

2023	Concentration (mg/L)	Within Limits? (10 mg/L)
January	0.257	Yes
February	-	-
March	-	-
April	0.289	Yes
May	-	-
June	-	-
July	0.239	Yes
August	-	-
September	-	-
October	0.216	Yes
November	-	-
December	-	-

Township of Georgian Bluffs
 East Linton Drinking Water System
 Performance Report: January 1, 2023 to October 31, 2023

Distribution Water: Trihalomethanes (THMs)

2023	Concentration (µg/L)	Running Annual Average (µg/L)	Within Limits? (100 µg/L)
January	55	54.5	Yes
February	-	-	-
March	-	-	-
April	47	58.3	Yes
May	-	-	-
June	-	-	-
July	47	56.3	Yes
August	-	-	-
September	-	-	-
October	50	49.8	Yes
November	-	-	-
December	-	-	-

Distribution Water: Haloacetic Acids (HAAs)

2023	Concentration (µg/L)	Running Annual Average (µg/L)	Within Limits? (80 µg/L)
January	<5.3	13.9	Yes
February	-	-	-
March	-	-	-
April	13.3	15.9	Yes
May	-	-	-
June	-	-	-
July	22.6	16.0	Yes
August	-	-	-
September	-	-	-
October	17.1	14.6	Yes
November	-	-	-
December	-	-	-

Semi-Annual Samples

Distribution Water: Lead, pH and Alkalinity

Semi-Annual sampling is required to happen twice a year; once in the period from December 15th to April 15th and once in the period June 15th to October 15th for lead, pH and Alkalinity.

	# of Samples	Lead (µg/l)			pH			Alkalinity (mg/L)		
		Min	Max	Within Limits? (10 µg/L)	Min	Max	Within Limits?	Min	Max	Within Limits? (30-500 mg/L)
January	-	-	-	-	-	-	-	-	-	-
February	-	-	-	-	-	-	-	-	-	-
March	2	0.11	0.018	Yes	7.78	7.84	Yes	78	81	Yes
April	-	-	-	-	-	-	-	-	-	-
May	-	-	-	-	-	-	-	-	-	-
June	-	-	-	-	-	-	-	-	-	-
July	-	-	-	-	-	-	-	-	-	-
August	-	-	-	-	-	-	-	-	-	-
September	2	0.05	0.14	Yes	8.24	8.31	Yes	72	72	Yes
October	-	-	-	-	-	-	-	-	-	-
November	-	-	-	-	-	-	-	-	-	-
December	-	-	-	-	-	-	-	-	-	-

Annual Samples

Treated Water: Schedule 23 & Schedule 24

Treated water Inorganic and Organic chemicals were last tested on **January 30, 2023**; the sample results were **within the regulatory limits** set out in O.Reg 169/03. The next set of Schedule 23 and Schedule 24 samples is scheduled to be taken in **January 2024**.

60 Month Samples

Treated Water: Sodium

No samples were for Sodium and Fluoride were required to be taken during the reporting period.

Treated water Sodium was last sampled on **April 12, 2021** and was within regulatory limits. The next set of Sodium samples are scheduled for **April 2026**.

Treated Water: Fluoride

Treated water Fluoride was last sampled on **April 12, 2021** and was within regulatory limits. The next set of Sodium samples are scheduled for **April 2026**.

1.2 Reporting

A summary of the reports submitted by OCWA to/on behalf of the Township are summarized in the table below:

Report	Submission Frequency	Submit To	Submission Date
Annual Report (Section 11)	Annually	Owner	February 28, 2023
Summary Report (Schedule 22)	Annually	Owner	February 28, 2023

1.2.1 Annual Report (Section 11)

As required by Section 11 of O. Reg 170/03, OCWA prepares a report for the Township that covers the period from January 1 to December 31 by no later than February 28 of the following year. The annual report must:

- a) contain a brief description of the drinking water system, including a list of water treatment chemicals used by the system during the period covered by the report;
- b) summarize any reports made to the Ministry under subsection 18 (1) of the Act or section 16-4 of Schedule 16 during the period covered by the report;
- c) summarize the results of tests required under this Regulation, or under an approval, municipal drinking water licence or order, including an OWRA order, during the period covered by the report and, if tests required under this Regulation in respect of a parameter were not required during that period, summarize the most recent results of tests of that parameter;
- d) describe any corrective actions taken under Schedule 17 or 18 during the period covered by the report;
- e) describe any major expenses incurred during the period covered by the report to install, repair or replace required equipment;
- f) in the case of a large municipal residential system or a small municipal residential system, include a statement of where a report prepared under Schedule 22 will be available for inspection under subsection 12 (4); and
- g) in the case of a large municipal residential system, small municipal residential system or non-municipal year-round residential system, specify the number of points sampled during the periods described in subsection 15.1-4 (2) or subsection 15.1-5 (5) of Schedule 15.1 to the Regulation, the number of samples taken, and the number of points where a sample exceeded the prescribed standard for lead during those periods. O. Reg. 170/03, s. 11 (6); O. Reg. 418/09, s. 8; O. Reg. 458/16, s. 6 (1).

“The owner of a drinking water system shall ensure that a copy of an annual report for the system is given, without charge, to every person who requests a copy. If a drinking water system is connected to and receives all of its drinking water from another drinking water system, the owner of the system that obtains the water shall ensure that a copy of an annual report for the system from which the water is obtained is given, without charge, to every person who requests a copy. Every time that an annual report is prepared for a drinking water system, the owner of the system shall ensure that effective steps are taken to advise users of water from the system that copies of the report are available, without charge, and of how a copy may be obtained. If the DWS serves more than 10,000 people, the owner of the system shall ensure that a copy of every report prepared under this section is available to the public at no charge on a website on the Internet.”

1.2.2 Summary Report (Schedule 22)

As required by Schedule 22 of O. Reg 170/03 OCWA prepares a report on behalf of the Township by no later than March 31 each year for the preceding year. This report is to be given to members of council.

“The report must,

- a) List the requirements of the Act, the regulations, the system’s approval, drinking water works permit, municipal drinking water licence, and any orders applicable to the system that were not met at any time during the period covered by the report; and
- b) For each requirement referred to that was not met, specify the duration of the failure and the measures that were taken to correct the failure.

The report must also include the following information for the purpose of enabling the owner of the system to assess the capability of the system to meet existing and planned uses of the system:

1. A summary of the quantities and flow rates of the water supplied during the period covered by the report, including monthly average and maximum daily flows.
2. A comparison of the summary referred to in paragraph 1 to the rated capacity and flow rates approved in the system’s approval, drinking water works permit or municipal drinking water licence, or if the system is receiving all of its water from another system under an agreement pursuant to subsection 5 (4), to the flow rates specified in the written agreement.”

1.3 Third Party Inspections & Results

There was a Ministry of Environment, Conservation and Parks (MECP) inspection on **June 16, 2023**. The inspection report was received on **July 21, 2023** with an inspection rating of **100%**.

1.4 Drinking Water Quality Management Standard (DWQMS)

Refer to Section 1.4 in the Shallow Lake DWS Performance Report for the reporting period for more information.

1.4.1 Risk Assessment

Refer to Section 1.4.1 in the Shallow Lake DWS Performance Report for the reporting period for more information.

1.4.2 Review & Provision of Infrastructure

Refer to Section 1.4.2 in the Shallow Lake DWS Performance Report for the reporting period for more information.

1.4.3 Internal Audits

Refer to Section 1.4.3 in the Shallow Lake DWS Performance Report for the reporting period for more information.

1.4.4 External Audits

Refer to Section 1.4.4 in the Shallow Lake DWS Performance Report for the reporting period for more information.

1.4.5 Management Review

Refer to Section 1.4.5 in the Shallow Lake DWS Performance Report for the reporting period for more information.

2. Operations & Maintenance

2.1 Major & Unscheduled Maintenance

January

- 05:** Replaced generator battery charger module at Presquile Booster Station
- 18:** Locate completed at Alexandria St
- 23:** Replaced power supply in low lift chlorine system

February

No major or unscheduled maintenance during this time period. All scheduled maintenance completed.

March

- 01:** Repair water main leak at intersection of Indira Ave and Sutacriti Street on Presquile booster section.
- 08:** Atlas Copco on site for air compressor repair
- 14:** Flow meter verification
- 31:** Replaced air compressor #1

April

- 03:** Emergency locate at 222 Snowberry Lane
- 14:** Installed new curb stop at 118 Centre St.
- 19:** Leak detection performed at 110 Mapleridge Cres. Determined low pressure being caused by a restriction inside the house with the water softener.
- 24:** Replaced UVT bulb

May

- 18:** Annual backflow preventer testing
- 24:** Third party calibrations
- 26:** Water turn on at 117 Hawthorne Cres
- 29:** Leak investigation at 375 Balmy Beach Rd
- 30:** Third party calibrations

June

- 09:** Replaced leaking gate valve on bulk water station
- 14:** Water turn off at 318767 Grey Rd 1
- 16:** Annual MECP Inspection
- 20:** Annual flushing of distribution system
- 21:** Annual flushing of distribution system

July

- 06:** Repaired leaking chlorine line at low lift
- 20:** Replaced UV lamps
- 25:** Water service decommissioning at Cobble Beach/Telford Trail

August

- 03:** Replaced gate valve for bulk water station

Township of Georgian Bluffs
East Linton Drinking Water System
Performance Report: January 1, 2023 to October 31, 2023

- 25:** Water turn on at 115 and 119 Hawthorne Crescent
- 29:** Leak detection at 389 Balmy Beach Rd

September

- 06:** Repaired water service leak at 389 Balmy Beach Rd.
- 18:** Repaired leaking inlet pipe at booster station
- 19:** Installed new blow off location at end of Sutacriti distribution
- 20:** Cleaned and rebuilt chlorine line fitting at low lift
- 28:** Repaired water service leak at 401 Balmy Beach Rd.

October

- 11:** Replaced air pressure regulator

2.2 Call-Ins

January

There were no call-ins for this month.

February

- 03:** Emergency water shutoff at Payless Self Storage

March

There were no call-ins for this month.

April

There were no call-ins for this month.

May

- 15:** High Pressure Alarm on Skid B
- 22:** Communication Failure

June

There were no call-ins for this month.

July

There were no call-ins for this month.

August

- 07:** Skid A high filter turbidity alarm

September

There were no call-ins for this month.

October

- 12:** Low chlorine alarm

2.4 Community Complaints

January

12: Low pressure complaint at 110 Mapleridge Cres.

February

There were no complaints or public inquiries reported to OCWA staff during this month.

March

There were no complaints or public inquiries reported to OCWA staff during this month.

April

There were no complaints or public inquiries reported to OCWA staff during this month.

May

There were no complaints or public inquiries reported to OCWA staff during this month.

June

There were no complaints or public inquiries reported to OCWA staff during this month.

July

There were no complaints or public inquiries reported to OCWA staff during this month.

August

There were no complaints or public inquiries reported to OCWA staff during this month.

September

There were no complaints or public inquiries reported to OCWA staff during this month.

October

There were no complaints or public inquiries reported to OCWA staff during this month.

3. Health & Safety

3.1 Incidents

- Number of Health & Safety Incidents Reported = 0

2023	Health & Safety Incidents	
	# Reported	Details
January	0	n/a
February	0	n/a
March	0	n/a
April	0	n/a
May	0	n/a
June	0	n/a
July	0	n/a
August	0	n/a
September	0	n/a
October	0	n/a
November		
December		

3.2 Training

Refer to the Shallow Lake DWS Performance Report for safety topics/training provided to staff during this reporting period.