



POTTAWATOMI DRINKING WATER SYSTEM

PERFORMANCE REPORT

**For the period of
JANUARY 1, 2024 to JULY 31, 2024**

Prepared by: Karla Young, Process & Compliance Technician

Reviewed by: Léo-Paul Frigault, Senior Operations Manager



**Ontario Clean Water Agency
Agence Ontarienne Des Eaux**

1. Process Performance & Regulatory Compliance

1.1 Summary of Non-Compliances & AWQIs

From **January 2024 to July 2024:**

- Number of Non-Compliances = **0**
- Number of Adverse Water Quality Incidents (AWQIs) = **0**

The table below summarizes Pottawatomi DWS’ performance in accordance with the regulatory limits set out in:

- Municipal Drinking Water License (MDWL) 083-101, (Issue: 3) (expires August 13, 2026)
- Permit To Take Water (PTTW) 5731-AYDN9H (2018.05.08-2028.05.01)
- Ontario Regulation 170/03

2024	Non-Compliances	AWQIs
January	0	0
February	0	0
March	0	0
April	0	0
May	0	0
June	0	0
July	0	0
August		
September		
October		
November		
December		

Description of Non-Compliances

The following is a summary of the requirements of the Act, the regulations, the system’s approval, drinking water works permit, municipal drinking water license, and any orders applicable to the system that were not met at any time during the time period covered by this report; as well as the duration of the failure and the measures that were taken to correct the failure:

Non-Compliance(s)	Duration	Required Actions & Corrective Actions
n/a	n/a	n/a

Description of AWQIs

The following contains details on notices submitted in accordance with subsection 18(1) of the Safe Drinking-Water Act or section 16-4 of Schedule 16 of O.Reg.170/03 and reported to the Spills Action Centre:

Date of Incident	Parameter	Result	Unit of Measure	Corrective Action	Corrective Action Date
n/a	n/a	n/a	n/a	n/a	n/a

1.1.1 Flow

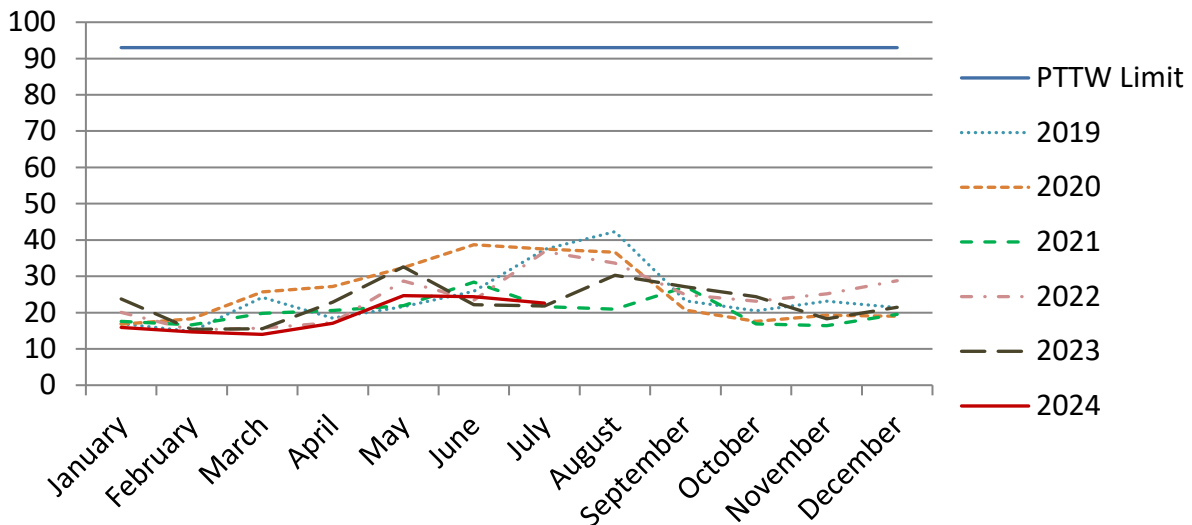
Raw Water

During the reporting period, raw water taking for the Pottawatomi DWS was **within the limits** of the current PTTW.

2024	Maximum Flow Rate (L/s)	Within Limits (1.97 L/s*)	Maximum Daily Flow (m ³ /d)	Within Limits (93 m ³ /d)
January	1.85	Yes	15.9	Yes
February	1.84	Yes	14.7	Yes
March	1.83	Yes	14.0	Yes
April	1.92	Yes	17.1	Yes
May	1.80	Yes	24.7	Yes
June	1.78	Yes	24.4	Yes
July	1.77	Yes	22.6	Yes
August				
September				
October				
November				
December				

*The PTTW defines the maximum flowrate as 118 L/min which has been converted it to 1.97 L/s for the table above. **Well maintenance, replaced well piping over 1.97 L/s for 2 minutes due to flushing.

**Pottawatomi Drinking Water System
Well 2 - Maximum Daily Flows**

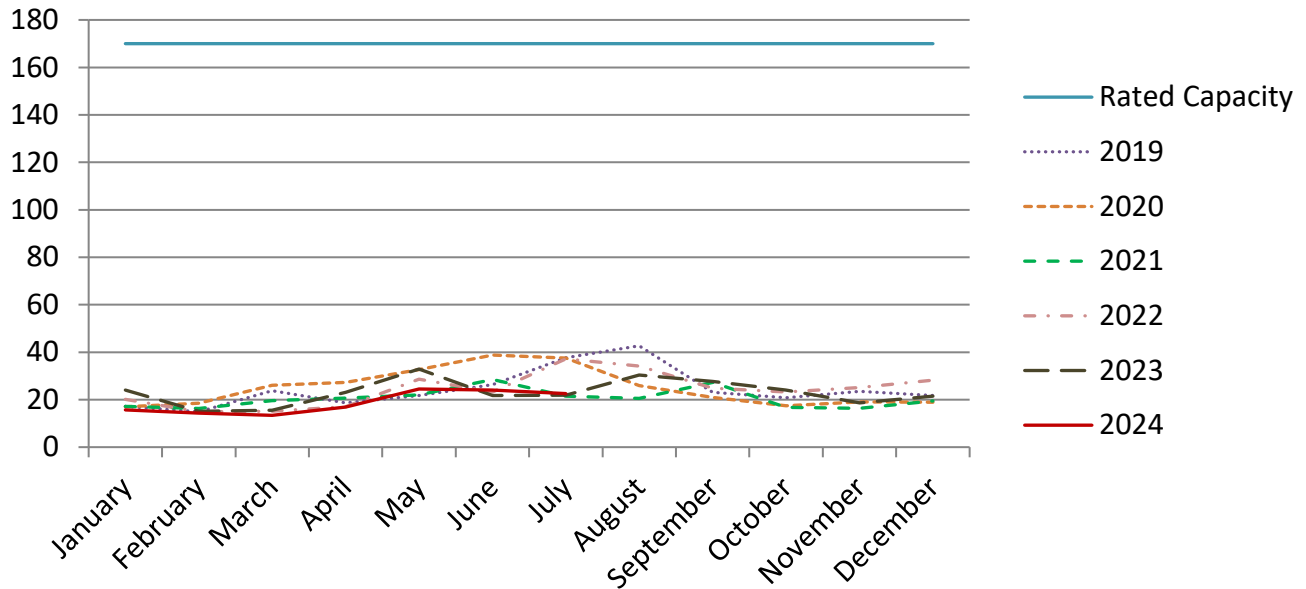


Treated Water

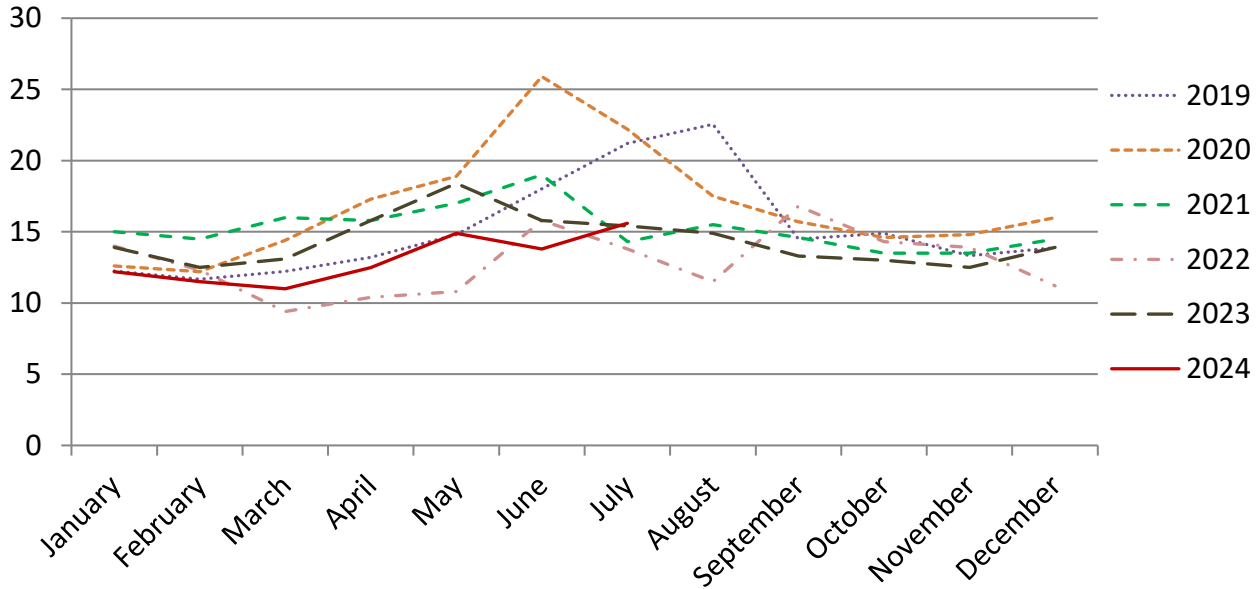
During the reporting period, the Pottawatomoni DWS operated **within the rated capacity** set out in current MDWL.

2024	Average Flow (m ³ /day)	% of Rated Capacity	Maximum Flow (m ³ /day)	% of Rated Capacity	Within Limits (170 m ³ /day)
January	12.2	7.2%	15.7	9.2%	Yes
February	11.5	6.8%	14.4	8.5%	Yes
March	11.0	6.5%	13.4	7.9%	Yes
April	12.5	7.4%	16.9	9.9%	Yes
May	14.9	8.8%	24.5	14.4%	Yes
June	13.8	8.1%	24.1	14.2%	Yes
July	15.6	9.2%	22.6	13.3%	Yes
August					
September					
October					
November					
December					

**Pottawatomoni Drinking Water System
Treated Water - Maximum Daily Flows**



Pottawatomoni Drinking Water System Treated Water - Average Daily Flows



1.1.2 Water Quality

Microbiological Testing

Raw Water*

2024	# of Samples	E.Coli (cfu/100mL)			Total Coliforms (cfu/100mL)		
		Minimum	Maximum	Within Limits?	Minimum	Maximum	Within Limits?
January	1	0	0	n/a	0	0	n/a
February	1	0	0	n/a	0	0	n/a
March	1	0	0	n/a	0	0	n/a
April	1	0	0	n/a	0	0	n/a
May	1	0	0	n/a	0	0	n/a
June	1	0	0	n/a	0	0	n/a
July	1	0	0	n/a	0	0	n/a
August							
September							
October							
November							
December							

*Raw water bacteriological samples do not have regulatory limits.

Township of Georgian Bluffs
Pottawatomie Drinking Water System
Performance Report: January 1, 2024 to July 31, 2024

Distribution Water

2024	# of Samples	E. Coli (0 cfu/100mL)			Total Coliforms (0 cfu/100mL)			HPC** (cfu/1mL)		
		Min	Max	Within Limits?	Min	Max	Within Limits?	Min	Max	Within Limits?
January	5	0	0	Yes	0	0	Yes	0	1	n/a
February	4	0	0	Yes	0	0	Yes	0	2	n/a
March	4	0	0	Yes	0	0	Yes	0	0	n/a
April	5	0	0	Yes	0	0	Yes	0	0	n/a
May	4	0	0	Yes	0	0	Yes	0	0	n/a
June	4	0	0	Yes	0	0	Yes	0	1	n/a
July	5	0	0	Yes	0	0	Yes	0	4	n/a
August										
September										
October										
November										
December										

**There is no regulatory limit for Heterotrophic Plate Count (HPC); it is used as an indicator test. At least 25% of distribution samples must be tested for Heterotrophic Plate Count (HPC).

Operational Testing: Distribution Water Free Chlorine Residual

2024	Minimum (mg/L)	Maximum (mg/L)	Within Limits? (>0.05 mg/L)
January	1.43	1.75	Yes
February	1.23	1.84	Yes
March	1.42	1.81	Yes
April	1.21	1.80	Yes
May	1.26	1.87	Yes
June	1.30	1.62	Yes
July	1.29	1.62	Yes
August			
September			
October			
November			
December			

Township of Georgian Bluffs
Pottawatomie Drinking Water System
Performance Report: January 1, 2024 to July 31, 2024

Quarterly Samples

Treated Water: Nitrites

2024	Concentration (mg/L)	Within Limits? (1 mg/L)
January	<0.003	Yes
February	-	-
March	-	-
April	<0.003	Yes
May	-	-
June	-	-
July	<0.003	Yes
August	-	-
September	-	-
October	-	-
November	-	-
December	-	-

Treated Water: Nitrates

2024	Concentration (mg/L)	Within Limits? (10 mg/L)
January	0.008	Yes
February	-	-
March	-	-
April	<0.006	Yes
May	-	-
June	-	-
July	0.008	Yes
August	-	-
September	-	-
October	-	-
November	-	-
December	-	-

Township of Georgian Bluffs
Pottawatomie Drinking Water System
Performance Report: January 1, 2024 to July 31, 2024

Distribution Water: Trihalomethanes (THMs)

2024	Concentration (ug/L)	Running Annual Average (ug/L)	Within Limits? (100 ug/L)
January	2.9	2.9	Yes
February	-	-	-
March	-	-	-
April	3.0	3.2	Yes
May	-	-	-
June	-	-	-
July	4.4	4.0	Yes
August	-	-	-
September	-	-	-
October	-	-	-
November	-	-	-
December	-	-	-

Distribution Water: Haloacetic Acids (HAAs)

2023	Concentration (ug/L)	Running Annual Average (ug/L)	Within Limits? (80 ug/L)
January	<5.3	5.3	Yes
February	-	-	-
March	-	-	-
April	<5.3	5.3	Yes
May	-	-	-
June	-	-	-
July	<5.3	5.3	Yes
August	-	-	-
September	-	-	-
October	-	-	-
November	-	-	-
December	-	-	-

Semi-Annual Samples

Distribution Water: Lead, pH and Alkalinity

Semi-Annual sampling is required to happen twice a year; once in the period from December 15th to April 15th and once in the period June 15th to October 15th for lead, pH and Alkalinity.

	# of Samples	Lead (ug/l)			pH			Alkalinity (mg/L)		
		Min	Max	Within Limits? (10 ug/L)	Min	Max	Within Limits?	Min	Max	Within Limits? (30-500 mg/L)
January	-	-	-	-	-	-	-	-	-	-
February	1	-	-	-	8.20	8.20	Yes	225	225	Yes
March	-	-	-	-	-	-	-	-	-	-
April	-	-	-	-	-	-	-	-	-	-
May	-	-	-	-	-	-	-	-	-	-
June	-	-	-	-	-	-	-	-	-	-
July	-	-	-	-	-	-	-	-	-	-
August	-	-	-	-	-	-	-	-	-	-
September	-	-	-	-	-	-	-	-	-	-
October	-	-	-	-	-	-	-	-	-	-
November	-	-	-	-	-	-	-	-	-	-
December	-	-	-	-	-	-	-	-	-	-

60 Month Samples

Treated Water: Schedule 23 & Schedule 24

No samples for Schedule 23 & 24 were required to be taken during the reporting period. Parameters under Schedule 23 & Schedule 24 for Treated Water were last sampled on **January 5, 2022**.

The next set of Schedule 23 & 24 samples are scheduled for **January 2027**.

Treated Water: Sodium & Fluoride

No samples for Sodium and Fluoride were required to be taken during the reporting period.

Treated water Sodium and Fluoride were last sampled in **April 19, 2021** and were within regulatory limits. The next set of Sodium and Fluoride samples are scheduled for **April 2026**.

1.2 Reporting

A summary of the reports submitted by OCWA to/on behalf of the Township are summarized in the table below:

Report	Submission Frequency	Submit To	Submission Date
Annual Report (Section 11)	Annually	Owner	February 26, 2024
Summary Report (Schedule 22)	Annually	Owner	February 26, 2024

1.2.1 Annual Report (Section 11)

As required by Section 11 of O. Reg 170/03, OCWA prepares a report for the Township that covers the period from January 1 to December 31 by no later than February 28 of the following year. The annual report must:

- a) contain a brief description of the drinking water system, including a list of water treatment chemicals used by the system during the period covered by the report;
- b) summarize any reports made to the Ministry under subsection 18 (1) of the Act or section 16-4 of Schedule 16 during the period covered by the report;
- c) summarize the results of tests required under this Regulation, or under an approval, municipal drinking water licence or order, including an OWRA order, during the period covered by the report and, if tests required under this Regulation in respect of a parameter were not required during that period, summarize the most recent results of tests of that parameter;
- d) describe any corrective actions taken under Schedule 17 or 18 during the period covered by the report;
- e) describe any major expenses incurred during the period covered by the report to install, repair or replace required equipment;
- f) in the case of a large municipal residential system or a small municipal residential system, include a statement of where a report prepared under Schedule 22 will be available for inspection under subsection 12 (4); and
- g) in the case of a large municipal residential system, small municipal residential system or non-municipal year-round residential system, specify the number of points sampled during the periods described in subsection 15.1-4 (2) or subsection 15.1-5 (5) of Schedule 15.1 to the Regulation, the number of samples taken, and the number of points where a sample exceeded the prescribed standard for lead during those periods. O. Reg. 170/03, s. 11 (6); O. Reg. 418/09, s. 8; O. Reg. 458/16, s. 6 (1).

“The owner of a drinking water system shall ensure that a copy of an annual report for the system is given, without charge, to every person who requests a copy. If a drinking water system is connected to and receives all of its drinking water from another drinking water system, the owner of the system that obtains the water shall ensure that a copy of an annual report for the system from which the water is obtained is given, without charge, to every person who requests a copy. Every time that an annual report is prepared for a drinking water system, the owner of the system shall ensure that effective steps are taken to advise users of water from the system that copies of the report are available, without charge, and of how a copy may be obtained. If the DWS serves more than 10,000 people, the owner of the system shall ensure that a copy of every report prepared under this section is available to the public at no charge on a website on the Internet.”

1.2.2 Summary Report (Schedule 22)

As required by Schedule 22 of O. Reg 170/03 OCWA prepares a report on behalf of the Township by no later than March 31 each year for the preceding year. This report is to be given to members of council.

“The report must,

- a) List the requirements of the Act, the regulations, the system’s approval, drinking water works permit, municipal drinking water licence, and any orders applicable to the system that were not met at any time during the period covered by the report; and
- b) For each requirement referred to that was not met, specify the duration of the failure and the measures that were taken to correct the failure.

The report must also include the following information for the purpose of enabling the owner of the system to assess the capability of the system to meet existing and planned uses of the system:

1. A summary of the quantities and flow rates of the water supplied during the period covered by the report, including monthly average and maximum daily flows.
2. A comparison of the summary referred to in paragraph 1 to the rated capacity and flow rates approved in the system’s approval, drinking water works permit or municipal drinking water licence, or if the system is receiving all of its water from another system under an agreement pursuant to subsection 5 (4), to the flow rates specified in the written agreement.”

1.3 Third Party Inspections & Results

There was an unannounced Ministry of Environment, Conservation and Parks (MECP) inspection on **May 10, 2024**. The report was issued on May 23, 2024. A rating of **100%** was received.

1.4 Drinking Water Quality Management Standard (DWQMS)

Refer to Section 1.4 in the Shallow Lake DWS Performance Report for the reporting period for more information.

1.4.1 Risk Assessment

Refer to Section 1.4.1 in the Shallow Lake DWS Performance Report for the reporting period for more information.

1.4.2 Review & Provision of Infrastructure

Refer to Section 1.4.2 in the Shallow Lake DWS Performance Report for the reporting period for more information.

1.4.3 Internal Audits

Refer to Section 1.4.3 in the Shallow Lake DWS Performance Report for the reporting period for more information.

1.4.4 External Audits

Refer to Section 1.4.4 in the Shallow Lake DWS Performance Report for the reporting period for more information.

1.4.5 Management Review

Refer to Section 1.4.5 in the Shallow Lake DWS Performance Report for the reporting period for more information.

2. Operations & Maintenance

2.1 Major & Unscheduled Maintenance

January

- 15:** UV #1 maintenance
- 22:** Replaced chlorine injector check valve on chlorine pump #1
Replaced fuse and wiper motor on UV #1
- 30:** Replaced solenoid valve on UV system

February

- 13:** Replaced the tubing for the TW turbidity analyzer

March

- 04:** Annual UV #2 Maintenance

April

- 04:** Third party flow meter verification

May

- 02:** Replaced chlorine injection header
- 10:** MECP onsite inspection
- 22:** Third party instrument calibrations

June

No major or unscheduled maintenance during this time period. All scheduled maintenance completed.

July

No major or unscheduled maintenance during this time period. All scheduled maintenance completed.

2.2 Call-Ins

January

There were no call-ins to report for this month.

February

There were no call-ins to report for this month.

March

There were no call-ins to report for this month.

April

- 12:** Power failure

May

There were no call-ins to report for this month.

June

- 13:** Power failure

July

There were no call-ins to report for this month.

2.4 Community Complaints

January

There were no complaints or public inquiries reported to OCWA staff during this month.

February

There were no complaints or public inquiries reported to OCWA staff during this month.

March

There were no complaints or public inquiries reported to OCWA staff during this month.

April

There were no complaints or public inquiries reported to OCWA staff during this month.

May

There were no complaints or public inquiries reported to OCWA staff during this month.

June

There were no complaints or public inquiries reported to OCWA staff during this month.

July

There were no complaints or public inquiries reported to OCWA staff during this month.

3. Health & Safety

3.1 Incidents

- Number of Health & Safety Incidents Reported = 0

2024	Health & Safety Incidents	
	# Reported	Details
January	0	n/a
February	0	n/a
March	0	n/a
April	0	n/a
May	0	n/a
June	0	n/a
July	0	n/a
August		
September		
October		
November		
December		

3.2 Training

Refer to the Shallow Lake DWS Performance Report for safety topics/training provided to staff during this reporting period.